



STOLL

STOLL Solid



The allrounder.
For every job.

We raise responsibility (to a new level) – The SOLID.

Concise. Down-to-earth. Great design. That's our SOLID. This lifting arm combines dynamic design with the best functionality, of course made in Germany. Count on the best as always. Count on STOLL.

Please make sure to observe the correct allocation of the lifting arm to the console installed on the tractor; information in the installation instructions under number (...)



Home of Quality.



STURDY ELEGANCE.
Our Solid.



Solid. The allrounder.

A wealth of possible uses – this is what the new Solid offers you in eight different models: Suitable for your tractor between 45 and 105 hp, the front loaders are easy to operate and reliable. As always, STOLL has the right implements for your needs!


Because the front loaders from the Solid range are particularly light in comparison, they perform best, for example, in hilly terrain. And: They are suitable for numerous used tractors – because STOLL is in tune with its customers from all generations. Many family-run farms and farmers working as sideline enterprises are thrilled when there are new front loader solutions for their tried and tested tractor technology!

Your advantage with Solid: A real STOLL at an ideal price-performance ratio. Driven by the wishes of our customers, the engineers at STOLL have created a product that is both functional and flexible. A visual and functional highlight for your tractor.



The SOLID is a real hit with second-hand tractors.
A light weight with strong performance characteristics
and virtually infinite possible uses. A chic design with a top
price-performance ratio.





- + MECHANICAL PARALLEL LINKAGE
- + THE SAME DRIVE-IN SYSTEM AS WITH PROFILINE FRONT LOADERS
- + EXCELLENT TILT AND DUMPING ANGLE
- + LOW TARE WEIGHT
- + IMPROVED PERFORMANCE CHARACTERISTICS VS. CLASSICLINE
- + MODERN LOOK
- + OPTIONAL MACHINERY AND EQUIPMENT: HYDRO-FIX UPPER PART, 3RD + 4TH PILOT CIRCUIT AND COMFORT DRIVE
- + SPECIAL PAINT FINISH AVAILABLE

Best performance in terms of lifting power and height. Top values in stability and loading speed. Comfortable to operate: the Solid was specifically developed to fulfil all the needs of professionals.

High performer. Curved wonder.

We love all the doers out there. Including those who live out their dreams and passion every day with the help of our products. Semi-professionals, part-time and hobby farmers find SOLID to be the ideal partner when it comes to lifting, grabbing or loading.

And of course Made in Germany. Our SOLID helps tractors between 45 and 105 hp release their full power. Because we know what you do, we give our best.



BAM! JOB DONE.

The STOLL front loader can be attached and detached in just a few simple steps. This is facilitated by the tool-free supporting devices and the hydraulic connection that can be coupled under pressure.



A marvel of generations

Drive-in system.

For more than three decades, customers have been able to attach STOLL front loaders to their tractors with ease. Thanks to the drive-in function. The STOLL drive-in system has constantly been further developed for you and functionally optimised. The good news: Despite all the improvements, one thing has remained consistently the same for 30 years: the drive-in principle.

Because we believe it works to your advantage. That's how your new front loader fits perfectly with our proven console. This system is now part of the basic equipment of all front loaders.

Reliable and used over 1/4 million times! And by the way, it was invented by STOLL. The original from STOLL. Loyal to all generations.

Ready to use in under two minutes:



- 1** When driving in, the front loader slides along the attachment component until the locking pin meets the upper end of the connection support.



- 2** With the Hydro-Fix all hydraulic lines can be connected to the tractor at the same time. The front loader is lifted slightly to hold the locking pin in position in the catch hook of the connection support.



- 3** The locking lever is pressed downwards and the front loader securely held in position on the attachment component. Then the front loader is raised higher.



- 4** The supporting devices can be folded in and out without tools.

Gentle in the saddle with Comfort-Drive.


Smooth driving even on bumpy terrain –
thanks to the Comfort Drive damping system

- Whether on roads or fields: Comfort Drive can be used wherever the ground is uneven. Our Comfort Drive is particularly helpful in eliminating impacts with very low bumpy ground conditions and fast journeys on roads.
- This accessory feature reduces the impact of the loader and implement – protecting the vehicle. The driver's back is also very grateful.
- Good to know: The hydraulic accumulator is installed between the lifting arms and the lift cylinder, so it is completely protected.
- Conclusion: Comfort Drive is a high-level solution from STOLL.

How does Comfort Drive work?

A nitrogen storage unit is built in under the front loader lifting arm. This is filled both with oil and nitrogen. This cushions any vibrations that arise when the tractor is in motion, as the oil spreads out and pushes back the nitrogen. The advantage: Comfort Drive is particularly stable and effective for everyday use.

This accessory feature reduces the impact of the loader and implement – protecting the vehicle. The driver's back is also very grateful.



The Comfort-Drive is protected between the drive-in column and the lifting arm bar. It can be switched on and off with the stopcock.

- 1 Nitrogen bubble
- 2 Stopcock
- 3 Lifting arm bar
- 4 Drive-in column



The implement under control.

Attaching the implement... just a quick pit stop.



1 Drive in and hook the implement in.



2 Tilt the implement – the locking mechanism automatically slots into place.



3 Plugging in the hydraulic connection.

Tilt angle



Nothing falls out: Thanks to the excellent tilt angle, there are no trickle losses when loading.

Dump angle



Then the bucket is completely empty – the dump angles for the implement provide efficient results.

Third pilot circuit



Using hydraulic implements effectively – thanks to the third pilot circuit, there is no need for an additional control unit.



All implements with the Euro-mount fit with the Euro quick release frame.



The Skid Steer quick release frame provides a clear view of the implement – ideal when working with the bale spike or pallet fork.

STOLL's tilt and dump angles put them in a different league. In models of this size, the Solid with a tilt angle of up to 46 degrees and a maximum dump angle of 63 degrees is in a class of its own.

The global range of implements – the perfect addition to Solid.

In addition to the day-to-day business on an emotive level, many of our customers also have a sound knowledge of numbers, data and facts. We will gladly offer you the transparency of info you need.

Pallet fork – loading pallets made easy. Thanks to its sturdy construction, you can lift up to 1.000 kg at a time with the pallet fork. Adjust the distance between the pallet tines to suit your needs.



Order no.	Load capacity in kg	Length of tines in mm	Weight in kg				
Pallet fork							
3567980	1.000	1.000	113				
Frame							
3567990	1.000	–	59				
Pallet tines (details per piece)							
3570700	500	1.000	27				





Wrapped bale handler – so your wrapped bales do not get damaged. The wrapped bale handler does not have any sharp edges and was specially developed for transporting and loading wrapped bales.

Order no.	Opening width in mm (largest/smallest)	Weight in kg					
3571470	1.400/800	114					
For round bales ø from 0.80 m to 1.40 m, 3rd pilot circuit required							



Light weight bucket – ideal for light to medium duty use. You can even load your loose bulk goods well with it.

Order no.	Width in m	Top (heaped) volume in m³	Struck volume in m³	Weight in kg			
3550490	1.40	0.45	0.36	99			
3550500	1.60	0.52	0.41	109			
3550510	1.85	0.61	0.48	131			
3550520	2.10	0.70	0.55	171			



Bale spike – one spike for all bales. Use the bale fork to transport round and square bales safely with ease. Depending on the application, the tines can be set in 4 positions in the frame.

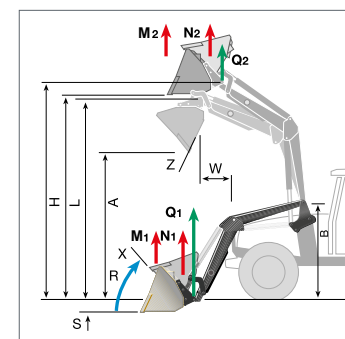
Order no.	Load capacity in kg	Length of tines in mm	Weight in kg				
3611810	700	2x800	68				
3608420	700	2x1.200	76				
Frame							
3608430			58				
Tines							
0476240		800	5				
Tines							
1330130		1.200	9				
The bale spike was developed for handling round and square bales.							

Obsessed with technology?

Here's an overview of all the data!

Got a need for even more facts? Then we will provide you with even more fuel for your success.

Solid				30-16		35-18		38-20	
Type				P	H	P	H	P	H
Suitable for tractors with kW/hp			kW hp	35-50 45-65		40-60 55-80		50-80 65-100	
Lifting force in the implement's pivot point	below above	Q1 Q2	daN	1.560 1.220		1.810 1.270		1.960 1.410	
Lifting force (blade) 300 mm before the pivot point	below above	N1 N2	daN	1.560 1.220	1.310 1.000	1.810 1.270	1.520 1.050	1.960 1.410	1.670 1.180
Lifting force (pallet) 900 mm before the pivot point	below above	M1 M2	daN	1.560 1.220	990 740	1.810 1.270	1.160 780	1.960 1.410	1.300 890
Breakout force 900 mm before the pivot point		R	daN	1.870	1.590	2.310	1.570	2.360	2.120
Maximum lift height in the implement's pivot point		H	mm	3.010		3.460		3.760	
Overloading height (H-210)		L	mm	2.800		3.250		3.550	
Dump height		A	mm	1.920		2.390		2.710	
Dump width		W	mm	600		650		700	
Digging depth		S	mm	210		210		210	
Pivot point of lifting arms		B	mm	1.400		1.660		1.780	
Tilt angle	below	X	° degree	43		43		46	
Dump angle	above	Z	° degree	63		63		58	
Pump output rate			l/min.	50		50		50	
Stroke time			sec.	4		4		5	
Tilting time, implement	below		sec.	1,5		1,5		1,5	
Dumping time, implement	above		sec.	1,7		1,7		1,7	
Weight, lifting arms without implement			kg	315	275	335	290	355	315



The values given are averages. Depending on the type of tractor, these values may deviate up or down.

* Due to the risk of the tractor tipping, front loader work may only be carried out when there is a suitable weight positioned at the rear.

Calculated at 195 bar hydraulic pressure!





Wilhelm STOLL Maschinenfabrik GmbH
Bahnhofstr. 21 | 38268 Lengede
Phone: +49 (0) 53 44 / 20-222
Fax: +49 (0) 53 44 / 20-49182

www.stoll-germany.com