



**VEGA V80**  
AR/RS/DS/MT/SDT



language



# MUCH MANY ADVANTAGES WITH VEGA V80



## TYPE-APPROVED AND SOUND-PROOF CABS

(optional) installed on silent-blocks, equipped with heating and A/C system. Available with conical structure as well.

## STANDARD REVERSIBLE DRIVING POSITION

to work with the front implement, improving safety and operating comfort.

## DOUBLE CIRCUIT HYDRAULIC SYSTEM

and independent pumps with high oil flow to rear remote control valves.

## TRANSMISSION WITH OS-FRAME,

swinging up to 15° to guarantee efficiency and stability on very rough grounds.

## REAR PTO

independent and synchronised with the inching movement. Oil-bath multiple disc clutch and electro-hydraulic control on the dashboard.

## ELECTRONICALLY-OPERATED JOYSTICK

(optional) to handle both lifts and rear control valves through a single device.

## SERVICE BRAKES

in oil-bath on the 4 wheels. Automatic and independent parking brake, Brake-off type.

## VM ENGINE

4 cylinder, 73 HP with direct injection and counter-rotating masses: oversized, reliable and with reduced consumption.

## PERFECT SUBDIVISION OF LOADS ON THE AXLES,

to improve output, stability and drive of the machine in work outfit.

## OIL-BATH MULTIPLE DISC CLUTCH

located inside the transmission to reduce engine projection and tractor length, for improved handling.

## ISODIAMETRIC WHEELS AND SHORT WHEEL-BASE

reduce the steering radius as much as possible, so that the tractor can easily move even in narrow places.

## EPICYCLIC REDUCTION UNITS

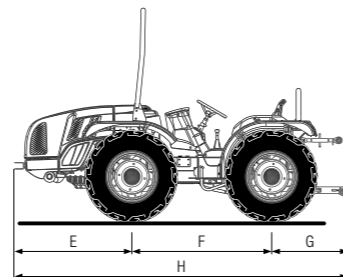
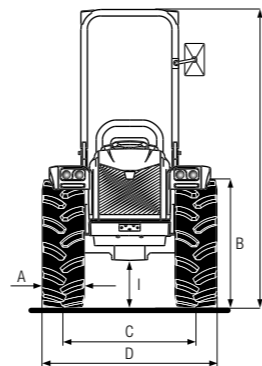
on both axles to achieve top power transmission and long life.



# TECHNICAL DATA VEGA V80 AR



	250/80R18	11.5/80-15.3	280/70R18	320/65R18	250/85R20	300/70R20
	with adjustable rim	with fixed rim	with adjustable rim	with adjustable rim	with adjustable rim	with adjustable rim
<b>A</b> Tyre width (mm)	240	290	282	320	245	286
<b>B</b> Tyre diameter (mm)	879	888	849	873	940	942
<b>C</b> Wheel track min/max (mm)	900/1108	948/972	1020/1108	1020/1108	882/1230	924/1144
<b>D</b> Width min/max (mm)	1140/1348	1238/1262	1302/1390	1340/1428	1127/1475	1210/1430



	320/70R20	340/65R20	31x15.50-15 XTC	31x15.50-15 STG	33x12.50-15 T413	13.6-16 Garden
	with adjustable rim	with adjustable rim	with fixed rim	with fixed rim	with fixed rim	with fixed rim
<b>A</b> Tyre width (mm)	316	343	368	394	325	391
<b>B</b> Tyre diameter (mm)	975	958	800	800	843	968
<b>C</b> Wheel track min/max (mm)	996/1144	996/1144	1016	1016	959	1042
<b>D</b> Width min/max (mm)	1312/1460	1339/1487	1384	1410	1284	1433



STANDARD cabin



CONICAL cabin

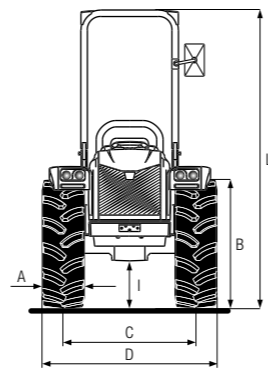
## Dimensions VEGA V80 AR (mm):

E	F	G	H	I min/max	L min/max	M min/max	N min/max
1260	1495	850	3605	248/328	2155/2245	2039/2131	2092/2184

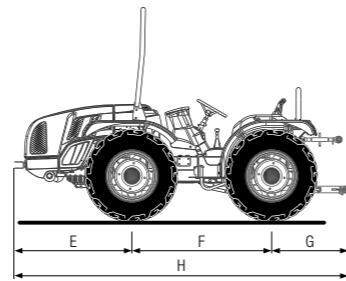
TECHNICAL FEATURES	VEGA V80 AR
<b>ENGINE</b>	VM D754 TE3
Number of cylinders	4
Displacement (cm <sup>3</sup> )	2,970
Intake	Turbo
Fuel system	Direct injection
Emission level	Tier 3A
Balancing	Counter-balance shafts
Power (kW/HP)	53.7 / 73
Rated speed (rpm)	2,300
Maximum torque (Nm/rpm)	250 / 1,600
Cooling	Liquid
Tank capacity (lt)	54
<b>CHASSIS</b>	Swinging integral chassis OS-FRAME with central articulation
<b>DRIVE</b>	Four-wheel drive. Front-wheel drive disengagement with electro-hydraulic control
<b>TRANSMISSION</b>	32 speeds synchronized gearbox: 16 FWD and 16 REV with synchronized reverser
Transmission clutch	Multidisc in oil bath with hydraulic control and PRO-ACT System
<b>DIFFERENTIAL</b>	Front and rear. Differential lock: front and rear simultaneously or only rear with electro-hydraulic control
<b>AXLES</b>	Front and rear with epicyclic reduction units. Front axle, oscillating in the middle (approx. ±15°)
<b>REAR PTO</b>	Independent from the gearbox and synchronized with forwarding speed. Engageable under load with brake in disengaged position
PTO clutch	Multidisc in oil bath with electro-hydraulic control
PTO rotation speed (rpm)	Standard: 540/540E - Optional: 540/1,000
<b>HYDRAULIC SYSTEM</b>	Double circuit with independent pumps and heat exchanger
Flow rate to the hydroguide and the electro-hydraulic controls (lt/min)	31
Flow rate to the lift and the control valves (lt/min)	31 (optional oversized pump with flow rate 49 lt/min)
Maximum hydraulic pressure (bar)	180
<b>REAR CONTROL VALVES</b>	Mechanical control
Standard	2 double acting
Optional and in addition to the standard ones	1 single acting and 1 double acting or 1 double acting and 1 double acting with float
Joystick (optional)	With proportional electronic control of lifts and control valves consisting of: 1 single acting with adjustable flow and free return, 5 double acting (replacing the standard ones) and oversized pump 49 lt/min
<b>ELECTRIC SYSTEM</b>	Battery 100 Ah - Alternator 70 A
Rear power outlets	7 pin
<b>REAR LIFT</b>	Standard: by two external rams - Optional: position and draft control
Three-point hitches	Standard: standard couplers cat. 1 and 2. Optional: quick couplings, L-shaped, cat. 1 and 2, arms with adjustable length and hooks with adjustable width
Three-point tie bar	Standard: with manual adjustment - Optional: hydraulically controlled upper link and tie rod link arm
Ball joint lifting capacity (kg)	2,300
<b>FRONT LIFT (optional)</b>	By two external rams with front protection and 2 double acting control valves with free return
Three-point hitches	Rigid with quick couplings cat. 1
Lifting capacity (kg)	800
<b>DRIVING PLATFORM</b>	Reversible with platform suspended on silent block. Suspended pedals mounted on rotating control column
Steering wheel	With adjustable height
Seat with gas spring for easy tipping and safety belt	Standard: comfortable sprung seat, adjustable according to the driver's weight - Optional: "Kab Seating" or pneumatic seat
<b>SERVICE BRAKES</b>	Oil bath discs with hydrostatic control, acting on the four wheels
Parking brake	Automatic and independent Brake-Off
<b>STEERING</b>	Hydrostatic steering acting on central articulation. Flow deviator for steering unit
<b>SAFETY</b>	Standard: front homologated roll-bar
<b>CABIN (optional)</b>	Homologated and sound-proof with monocoque body fitted on silent-block, beacon lamp and fabric covered seat. With ventilation, heating system and air conditioning. Available with standard or conical structure
<b>INSTRUMENT PANEL</b>	With digital display complete with: tachograph/rate gyro, water thermometer, warning light for oil pressure and acoustic alarm, simultaneous reading of engine r.p.m., forwarding speed and PTO rotation speed
<b>TYRES (standard)</b>	250/80R18
Optional	11.5/80-15.3 * 280/70R18 * 320/65R18 * 250/85R20 * 300/70R20 * 320/70R20 * 340/65R20 * 31x15.50-15 XTC o STG * 33x12.50-15 T413 * 13.6-16 Garden
<b>TOW HOOKS (standard)</b>	Rear CUNA and front
Optional	Rear tow hook: EC approved or EC approved (Slider type) or CUNA (Slider type)
<b>WEIGHT in order of speed</b>	
With roll-bar (kg)	2,180
With cabin (kg)	2,250
<b>OPTIONAL</b>	Front bumper, Beacon lamp, Front weight and weights for wheels, Self Cleaning System, Oil filter protection kit, Muffler protection kit, Cyclone prefilter with external air intake, Active carbon filter for cabin

# TECHNICAL DATA VEGA V80 RS

	340/65R18	280/70R18	320/65R18	250/85R20	300/70R20
	with adjustable rim	with adjustable rim	with adjustable rim	with adjustable rim	with adjustable rim
<b>A</b> Tyre width (mm)	343	282	320	245	286
<b>B</b> Tyre diameter (mm)	899	849	873	940	942
<b>C</b> Wheel track min/max (mm)	1170/1466	1064/1572	1170/1466	1046/1588	1134/1618
<b>D</b> Width min/max (mm)	1513/1809	1346/1854	1490/1786	1291/1833	1420/1904



	320/70R20	340/65R20	31x15.50-15 XTC	31x15.50-15 STG	13.6-16 Garden
	with adjustable rim	with adjustable rim	with fixed rim	with fixed rim	with fixed rim
<b>A</b> Tyre width (mm)	316	343	368	394	391
<b>B</b> Tyre diameter (mm)	975	958	800	800	968
<b>C</b> Wheel track min/max (mm)	1134/1618	1134/1618	1260/1374	1260/1374	1240/1400
<b>D</b> Width min/max (mm)	1450/1934	1477/1961	1628/1742	1654/1768	1631/1791



Dimensions VEGA V80 RS (mm):						
E	F	G	H	I min/max	L min/max	M min/max
1260	1495	850	3605	248/328	2155/2255	2039/2131

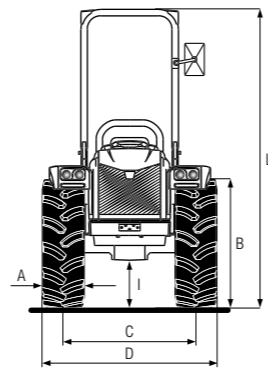


STANDARD cabin

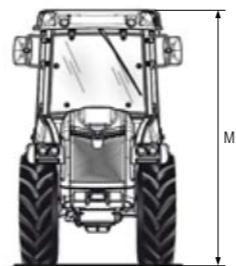
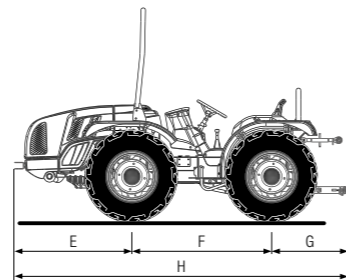
TECHNICAL FEATURES	VEGA V80 RS
<b>ENGINE</b>	VM D754 TE3
Number of cylinders	4
Displacement (cm <sup>3</sup> )	2,970
Intake	Turbo
Fuel system	Direct injection
Emission level	Tier 3A
Balancing	Counter-balance shafts
Power (kW/HP)	53.7 / 73
Rated speed (rpm)	2,300
Maximum torque (Nm/rpm)	250 / 1,600
Cooling	Liquid
Tank capacity (lt)	54
<b>CHASSIS</b>	Swinging integral chassis OS-FRAME with steering wheels
<b>DRIVE</b>	Four-wheel drive. Front-wheel drive disengagement with electro-hydraulic control
<b>TRANSMISSION</b>	32 speeds synchronized gearbox: 16 FWD and 16 REV with synchronized reverser
Transmission clutch	Multidisc in oil bath with hydraulic control and PRO-ACT System
<b>DIFFERENTIAL</b>	Front and rear. Differential lock: front and rear simultaneously or only rear with electro-hydraulic control
<b>AXLES</b>	Front and rear with epicyclic reduction units. Front axle, oscillating in the middle (approx. ±15°)
<b>REAR PTO</b>	Independent from the gearbox and synchronized with forwarding speed. Engageable under load with brake in disengaged position
PTO clutch	Multidisc in oil bath with electro-hydraulic control
PTO rotation speed (rpm)	Standard: 540/540E - Optional: 540/1,000
<b>HYDRAULIC SYSTEM</b>	Double circuit with independent pumps and heat exchanger
Flow rate to the hydroguide and the electro-hydraulic controls (lt/min)	31
Flow rate to the lift and the control valves (lt/min)	31 (optional oversized pump with flow rate 49 lt/min)
Maximum hydraulic pressure (bar)	180
<b>REAR CONTROL VALVES</b>	Mechanical control
Standard	2 double acting
Optional and in addition to the standard ones	1 single acting and 1 double acting or 1 double acting and 1 double acting with float
Joystick (optional)	With proportional electronic control of lifts and control valves consisting of: 1 single acting with adjustable flow and free return, 5 double acting (replacing the standard ones) and oversized pump 49 lt/min
<b>ELECTRIC SYSTEM</b>	Battery 100 Ah - Alternator 70 A
Rear power outlets	7 pin
<b>REAR LIFT</b>	Standard: by two external rams - Optional: position and draft control
Three-point hitches	Standard: standard couplers cat. 1 and 2. Optional: quick couplings cat. 1 and 2, arms with adjustable length or quick couplings, L-shaped, cat. 1 and 2, arms with adjustable length and hooks with adjustable width
Three-point tie bar	Standard: with manual adjustment - Optional: hydraulically controlled upper link and tie rod link arm
Ball joint lifting capacity (kg)	2,300
<b>FRONT LIFT (optional)</b>	By two external rams with front protection and 2 double acting control valves with free return
Three-point hitches	Rigid with quick couplings cat. 1
Lifting capacity (kg)	800
<b>DRIVING PLATFORM</b>	Reversible with platform suspended on silent block. Suspended pedals mounted on rotating control column
Steering wheel	With adjustable height
Seat with gas spring for easy tipping and safety belt	Standard: comfortable sprung seat, adjustable according to the driver's weight - Optional: "Kab Seating" or pneumatic seat
<b>SERVICE BRAKES</b>	Oil bath discs with hydrostatic control, acting on the four wheels
Parking brake	Automatic and independent Brake-Off
<b>STEERING</b>	Hydrostatic steering acting on front wheels. Flow deviator for steering unit
<b>SAFETY</b>	Standard: front homologated roll-bar
<b>CABIN (optional)</b>	Homologated and sound-proof with monocoque body fitted on silent-block, beacon lamp and fabric covered seat. With ventilation, heating system and air conditioning
<b>INSTRUMENT PANEL</b>	With digital display complete with: tachograph/rate gyro, water thermometer, warning light for oil pressure and acoustic alarm, simultaneous reading of engine r.p.m., forwarding speed and PTO rotation speed
<b>TYRES (standard)</b>	280/70R18
Optional	340/65R18 * 320/65R18 * 250/85R20 * 300/70R20 * 320/70R20 * 340/65R20 * 31x15.50-15 XTC or STG * 13.6-16 Garden
<b>TOW HOOKS (standard)</b>	Rear CUNA and front
Optional	Rear tow hook: EC approved or EC approved (Slider type) or CUNA (Slider type)
<b>WEIGHT in order of speed</b>	
With roll-bar (kg)	2,170
With cabin (kg)	2,370
<b>OPTIONAL</b>	Front bumper, Beacon lamp, Front weight and weights for wheels, Self Cleaning System, Oil filter protection kit, Muffler protection kit, Cyclone prefilter with external air intake, Active carbon filter for cabin

# TECHNICAL DATA VEGA V80 DUALSTEER®

	340/65R18	280/70R18	320/65R18	250/85R20	300/70R20
	with adjustable rim	with adjustable rim	with adjustable rim	with adjustable rim	with adjustable rim
<b>A</b> Tyre width (mm)	343	282	320	245	286
<b>B</b> Tyre diameter (mm)	899	849	873	940	942
<b>C</b> Wheel track min/max (mm)	1170/1466	1064/1572	1170/1466	1046/1588	1134/1618
<b>D</b> Width min/max (mm)	1513/1809	1346/1854	1490/1786	1291/1833	1420/1904



	320/70R20	340/65R20	31x15.50-15 XTC	31x15.50-15 STG	13.6-16 Garden
	with adjustable rim	with adjustable rim	with fixed rim	with fixed rim	with fixed rim
<b>A</b> Tyre width (mm)	316	343	368	394	391
<b>B</b> Tyre diameter (mm)	975	958	800	800	968
<b>C</b> Wheel track min/max (mm)	1134/1618	1134/1618	1260/1374	1260/1374	1240/1400
<b>D</b> Width min/max (mm)	1450/1934	1477/1961	1628/1742	1654/1768	1631/1791



STANDARD cabin



CONICAL cabin

## Dimensions VEGA V80 DUALSTEER® (mm):

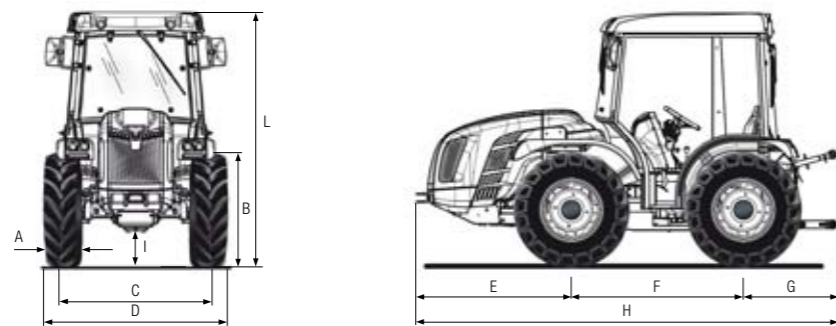
E	F	G	H	I min/max	L min/max	M min/max	N min/max
1260	1495	850	3605	248/328	2155/2255	2039/2131	2092/2184

TECHNICAL FEATURES	VEGA V80 DUALSTEER®
<b>ENGINE</b>	VM D754 TE3
Number of cylinders	4
Displacement (cm³)	2,970
Intake	Turbo
Fuel system	Direct injection
Emission level	Tier 3A
Balancing	Counter-balance shafts
Power (kW/HP)	53.7 / 73
Rated speed (rpm)	2,300
Maximum torque (Nm/rpm)	250 / 1,600
Cooling	Liquid
Tank capacity (lt)	54
<b>CHASSIS</b>	Swinging integral chassis OS-FRAME with central articulation and steering wheels
<b>DRIVE</b>	Four-wheel drive. Front-wheel drive disengagement with electro-hydraulic control
<b>TRANSMISSION</b>	32 speeds synchronized gearbox: 16 FWD and 16 REV with synchronized reverser
Transmission clutch	Multidisc in oil bath with hydraulic control and PRO-ACT System
<b>DIFFERENTIAL</b>	Front and rear. Differential lock: front and rear simultaneously or only rear with electro-hydraulic control
<b>AXLES</b>	Front and rear with epicyclic reduction units. Front axle, oscillating in the middle (approx. ±15°)
<b>REAR PTO</b>	Independent from the gearbox and synchronized with forwarding speed. Engageable under load with brake in disengaged position
PTO clutch	Multidisc in oil bath with electro-hydraulic control
PTO rotation speed (rpm)	Standard: 540/540E - Optional: 540/1,000
<b>HYDRAULIC SYSTEM</b>	Double circuit with independent pumps and heat exchanger
Flow rate to the hydroguide and the electro-hydraulic controls (lt/min)	31
Flow rate to the lift and the control valves (lt/min)	31 (optional oversized pump with flow rate 49 lt/min)
Maximum hydraulic pressure (bar)	180
<b>REAR CONTROL VALVES</b>	Mechanical control
Standard	2 double acting
Optional and in addition to the standard ones	1 single acting and 1 double acting or 1 double acting and 1 double acting with float
Joystick (optional)	With proportional electronic control of lifts and control valves consisting of: 1 single acting with adjustable flow and free return, 5 double acting (replacing the standard ones) and oversized pump 49 lt/min
<b>ELECTRIC SYSTEM</b>	Battery 100 Ah - Alternator 70 A
Rear power outlets	7 pin
<b>REAR LIFT</b>	Standard: by two external rams - Optional: position and draft control
Three-point hitches	Standard: standard couplers cat. 1 and 2. Optional: quick couplings cat. 1 and 2, arms with adjustable length or quick couplings, L-shaped, cat. 1 and 2, arms with adjustable length and hooks with adjustable width
Three-point tie bar	Standard: with manual adjustment - Optional: hydraulically controlled upper link and tie rod link arm
Ball joint lifting capacity (kg)	2,300
<b>FRONT LIFT (optional)</b>	By two external rams with front protection and 2 double acting control valves with free return
Three-point hitches	Rigid with quick couplings cat. 1
Lifting capacity (kg)	800
<b>DRIVING PLATFORM</b>	Reversible with platform suspended on silent block. Suspended pedals mounted on rotating control column
Steering wheel	With adjustable height
Seat with gas spring for easy tipping and safety belt	Standard: comfortable sprung seat, adjustable according to the driver's weight - Optional: "Kab Seating" or pneumatic seat
<b>SERVICE BRAKES</b>	Oil bath discs with hydrostatic control, acting on the four wheels
Parking brake	Automatic and independent Brake-Off
<b>STEERING</b>	Double steering system DUALSTEER® with 4-cylinders. Hydrostatic steering acting on front wheels and central articulation. Flow deviator for steering unit
<b>SAFETY</b>	Standard: front homologated roll-bar
<b>CABIN (optional)</b>	Homologated and sound-proof with monocoque body fitted on silent-block, beacon lamp and fabric covered seat. With ventilation, heating system and air conditioning. Available with standard or conical structure
<b>INSTRUMENT PANEL</b>	With digital display complete with: tachograph/rate gyro, water thermometer, warning light for oil pressure and acoustic alarm, simultaneous reading of engine r.p.m., forwarding speed and PTO rotation speed
<b>TYRES (standard)</b>	280/70R18
Optional	340/65R18 * 320/65R18 * 250/85R20 * 300/70R20 * 320/70R20 * 340/65R20 * 31x15.50-15 XTC or STG * 13.6-16 Garden
<b>TOW HOOKS (standard)</b>	Rear CUNA and front
Optional	Rear tow hook: EC approved or EC approved (Slider type) or CUNA (Slider type)
<b>WEIGHT in order of speed</b>	
With roll-bar (kg)	2,250
With cabin (kg)	2,340
<b>OPTIONAL</b>	Front bumper, Beacon lamp, Front weight and weights for wheels, Self Cleaning System, Oil filter protection kit, Muffler protection kit, Cyclone prefilter with external air intake, Active carbon filter for cabin

# TECHNICAL DATA VEGA V80 MT



	31x15.50-15 XTC	31x15.50-15 STG	440/50R17 ALL GROUND	425/55R17 AC70G	340/65R20
	with fixed rim	with fixed rim	with fixed rim	with fixed rim	with adjustable rim
<b>A</b> Tyre width (mm)	368	394	431	430	343
<b>B</b> Tyre diameter (mm)	800	800	873	884	958
<b>C</b> Wheel track min/max (mm)	1510	1510	1471	1471	1354/1618
<b>D</b> Width min/max (mm)	1878	1904	1902	1901	1697/1961



Dimensions VEGA V80 MT (mm):					
E	F	G	H	I min/max	L min/max
1260	1495	850	3605	248/328	2170

TECHNICAL FEATURES	VEGA V80 MT
<b>ENGINE</b>	VM D754 TE3
Number of cylinders	4
Displacement (cm <sup>3</sup> )	2,97
Intake	Turbo
Fuel system	Direct injection
Emission level	Tier 3A
Balancing	Counter-balance shafts
Power (kW/HP)	53.7 / 73
Rated speed (rpm)	2,300
Maximum torque (Nm/rpm)	250 / 1,600
Cooling	Liquid
Tank capacity (lt)	54
Air filter	Cyclone prefilter with external air intake
<b>SELF CLEANING SYSTEM®</b>	Standard
<b>CHASSIS</b>	Swinging integral chassis OS-FRAME with steering wheels
<b>DRIVE</b>	Four-wheel drive. Front-wheel drive disengagement with electro-hydraulic control
<b>TRANSMISSION</b>	32 speeds synchronized gearbox: 16 FWD and 16 REV with synchronized reverser
Transmission clutch	Multidisc in oil bath with hydraulic control and PRO-ACT System
<b>DIFFERENTIAL</b>	Front and rear. Differential lock: front and rear simultaneously or only rear with electro-hydraulic control
<b>AXLES</b>	Front and rear with epicyclic reduction units. Front axle, oscillating in the middle (approx. ±15°)
<b>REAR PTO</b>	Independent from the gearbox and synchronized with forwarding speed. Engageable under load with brake in disengaged position
PTO clutch	Multidisc in oil bath with electro-hydraulic control
PTO rotation speed (rpm)	Standard: 540/1,000 - Optional: 540/540E
<b>HYDRAULIC SYSTEM</b>	Double circuit with independent pumps and heat exchanger
Flow rate to the hydroguide and the electro-hydraulic controls (lt/min)	31
Flow rate to the lift and the control valves (lt/min)	31
Maximum hydraulic pressure (bar)	180
<b>REAR CONTROL VALVES</b>	Mechanical control
Standard	1 single acting and 2 double acting
Optional and in addition to the standard ones	1 single acting or 1 double acting or 1 double acting with float
Joystick (optional)	With proportional electronic control of lifts and control valves consisting of: 1 single acting without free return and 3 double acting (replacing the standard ones)
<b>ELECTRIC SYSTEM</b>	Battery 100 Ah - Alternator 70 A
Rear power outlets	7 pin
<b>REAR LIFT</b>	By four external rams with hydraulic suspension and Dual Floating System®
Three-point hitches	Quick couplings, L-shaped, cat. 1 and 2, arms with adjustable length and hooks with adjustable width
Three-point tie bar	Standard: with manual adjustment - Optional: hydraulically controlled upper link and tie rod link arm
Ball joint lifting capacity (kg)	2,300
<b>FRONT LIFT (optional)</b>	By two external rams with front protection and 2 double acting control valves with free return
Three-point hitches	Rigid with quick couplings cat. 1
Lifting capacity (kg)	800
<b>DRIVING PLATFORM</b>	Wider version, reversible with platform suspended on silent block. Suspended pedals mounted on rotating control column
Steering wheel	With adjustable height
Seat with gas spring for easy tipping and safety belt	Standard: comfortable sprung seat, adjustable according to the driver's weight - Optional: pneumatic seat
<b>SERVICE BRAKES</b>	Oil bath discs with hydrostatic control, acting on the four wheels
Parking brake	Automatic and independent Brake-Off
<b>STEERING</b>	Hydrostatic steering acting on front wheels. Flow deviator for steering unit
<b>SAFETY</b>	Standard: semi-cabin and beacon lamp
<b>CABIN (optional)</b>	Homologated and sound-proof with monocoque body fitted on silent-block, beacon lamp and fabric covered seat. With ventilation, heating system and air conditioning
<b>INSTRUMENT PANEL</b>	With digital display complete with: tachograph/rate gyro, water thermometer, warning light for oil pressure and acoustic alarm, simultaneous reading of engine r.p.m., forwarding speed and PTO rotation speed
<b>TYRES (standard)</b>	31x15.50-15 XTC
Optional	340/65R20 * 31x15.50-15 STG * 440/50-17 All-Ground * 425/55-17 AC70G
<b>TOW HOOKS (standard)</b>	Rear CUNA and front
Optional	Rear tow hook: EC approved or EC approved (Slider type) or CUNA (Slider type)
<b>WEIGHT in order of speed</b>	
With semi-cabin (kg)	2260
With cabin (kg)	2330
<b>OPTIONAL</b>	Front bumper, Front weight and weights for wheels, Oil filter protection kit, Muffler protection kit, Air prefilter with impeller, Active carbon filter for cabin

# MUCH MANY ADVANTAGES WITH VEGA V80 SDT



## TYPE-APPROVED AND SOUND-PROOF CABS

(optional) installed on silent-blocks, equipped with heating and A/C system. Available with low-profile frame.

## DOUBLE CIRCUIT HYDRAULIC SYSTEM

and independent pumps with high oil flow to rear remote control valves.

## REAR PTO

independent and synchronised with the inching movement. Oil-bath multiple disc clutch and electro-hydraulic control on the dashboard.

## SERVICE BRAKES

in oil-bath on the 4 wheels. Automatic and independent parking brake, Brake-off type (optional).

## PERFORMING REAR LIFT

with lifting capacity of 2700 kg.

## DIFFERENTIATED WHEELS

to enhance drive peculiar to conventional tractors while keeping the advantages of isodiametric ones, with short wheel-base and low centre of gravity.

**PERFECT SUBDIVISION OF LOADS ON THE AXLES,**  
to improve output, stability and drive of the machine in work outfit.

## ELECTRONICALLY-OPERATED JOYSTICK

(optional) to handle both lifts and rear control valves through a single device.

## REDUCED STEERING RADIUSES

to move easily in narrow areas as well.

## VM ENGINE

4 cylinder, 73 HP with direct injection and counter-rotating masses: oversized, reliable and with reduced consumption.

## OIL-BATH MULTIPLE DISC CLUTCH

located inside the transmission to reduce engine projection and tractor length, for improved handling.

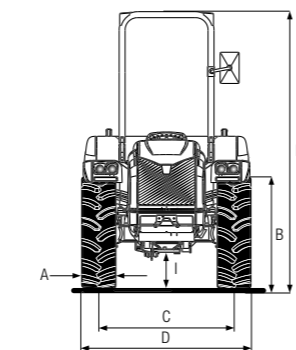
## TRANSMISSION WITH OS-FRAME,

swinging up to 15° to guarantee efficiency and stability on very rough grounds.

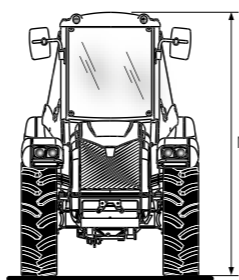
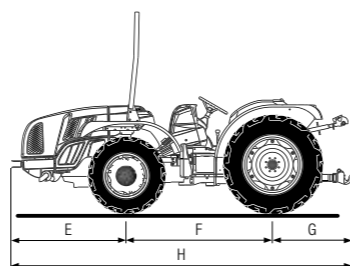


# TECHNICAL DATA VEGA V80 SDT RS/DS

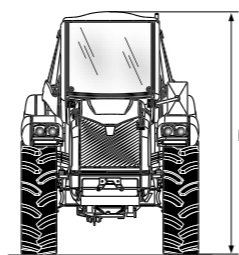
	260/70R16	300/70R20	260/70R16	340/65R20	280/70-18	360/70R20
	Front	Rear	Front	Rear	Front	Rear
<b>A</b> Tyre width (mm)	258	286	258	343	265	357
<b>B</b> Tyre diameter (mm)	770	958	770	958	849	1038
<b>C</b> Wheel track min/max (mm)	1122/1522	1054/1490	1122/1522	1054/1490	1098/1538	1170/1490
<b>D</b> Width min/max (mm)	1380/1780	1340/1776	1380/1780	1397/1833	1363/1803	1527/1847



	280/70-18	320/70R24	320/65R18	380/70R20	340/65R18	420/65R24
	Front	Rear	Front	Rear	Front	Rear
<b>A</b> Tyre width (mm)	265	316	319	370	343	418
<b>B</b> Tyre diameter (mm)	849	1092	873	1078	899	1155
<b>C</b> Wheel track min/max (mm)	1098/1538	1034/1518	1166/1470	1170/1490	1170/1466	1190/1460
<b>D</b> Width min/max (mm)	1363/1803	1350/1834	1485/1789	1540/1860	1513/1809	1608/1878



	Dimensions VEGA V80 SDT (mm):							
	E	F	G	H	I min/max	L min/max	M min/max	N min/max
VEGA V80 SDT RS	1260	1607	850	3717	213/304	2143/2225	1947/2028	1690/1824
VEGA V80 SDT DUALSTEER®	1260	1607	850	3717	160/251	2143/2225	1947/2028	1690/1824



TECHNICAL FEATURES	VEGA V80 SDT RS	VEGA V80 SDT DUALSTEER®
<b>ENGINE</b>	VM D754 TE3	
Number of cylinders	4	
Displacement (cm³)	2,970	
Intake	Turbo	
Fuel system	Direct injection	
Emission level	Tier 3A	
Balancing	Counter-balance shafts	
Power (kW/HP)	53.7 / 73	
Rated speed (rpm)	2,300	
Maximum torque (Nm/rpm)	250 / 1,600	
Cooling	Liquid	
Tank capacity (lt)	70 lt (version with roll-bar) - 54 lt (version with cabin)	
<b>CHASSIS</b>	Swinging integral chassis OS-FRAME with steering wheels	Swinging integral chassis OS-FRAME with central articulation and steering wheels
<b>DRIVE</b>	Four-wheel drive. Front-wheel drive disengagement with electro-hydraulic control	
<b>TRANSMISSION</b>	32 speeds synchronized gearbox: 16 FWD and 16 REV with synchronized reverse	
Transmission clutch	Multidisc in oil bath with hydraulic control and PRO-ACT System	
<b>DIFFERENTIAL</b>	Front and rear. Differential lock: front and rear simultaneously or only rear with electro-hydraulic control	
<b>AXLES</b>	Front with epicyclic reduction units and rear with bull-gear units. Front axle, oscillating in the middle (approx. ±15°)	
<b>REAR PTO</b>	Independent from the gearbox and synchronized with forwarding speed. Engageable under load with brake in disengaged position	
PTO clutch	Multidisc in oil bath with electro-hydraulic control	
PTO rotation speed (rpm)	Standard: 540/540E - Optional: 540/1,000	
<b>HYDRAULIC SYSTEM</b>	Double circuit with independent pumps and heat exchanger	
Flow rate to the steering unit and the electro-hydraulic controls (lt/min)	31	
Flow rate to the lift and the control valves (lt/min)	31 (optional oversized pump with flow rate 49 lt/min)	
Maximum hydraulic pressure (bar)	180	
<b>REAR CONTROL VALVES</b>	Mechanical control	
Standard	2 double acting	
Optional and in addition to the standard ones	1 single acting and 1 double acting or 1 double acting and 1 double acting with float	
Joystick (optional)	With proportional electronic control of lifts and control valves consisting of: 1 single acting with adjustable flow and free return, 3 double acting (replacing the standard ones) and oversized pump 49 lt/min	
<b>ELECTRIC SYSTEM</b>	Battery 100 Ah - Alternator 70 A	
Rear power outlets	7 pin	
<b>REAR LIFT</b>	Standard: by two external rams - Optional: position and draft control	
Three-point hitches	Standard: standard couplers cat. 1 and 2. Optional: quick couplings cat. 1 and 2, arms with non-adjustable length or quick couplings, L-shaped, cat. 1 and 2, arms with adjustable length and hooks with adjustable width.	
Three-point tie bar	Standard: with manual adjustment - Optional: hydraulically controlled upper link and tie rod link arm	
Ball joint lifting capacity (kg)	2,700	
<b>FRONT LIFT (optional)</b>	With front protection and 2 double acting control valves with free return	
Three-point hitches	Rigid with quick couplings cat. 1	
Lifting capacity (kg)	800	
<b>DRIVING PLATFORM</b>	Monodirectional with platform suspended on silent block. Suspended pedals mounted on control column	
Steering wheel	With adjustable height	
Seat with safety belt	Standard: comfortable sprung seat, adjustable according to the driver's weight - Optional: "Kab Seating" or pneumatic seat	
<b>SERVICE BRAKES</b>	Oil bath discs with hydrostatic control, acting on the four wheels	
Parking brake	Standard: acting on the rear transmission, with hand lever - Optional: automatic and independent Brake-Off with knob on the dashboard	
<b>STEERING</b>	Hydrostatic steering acting on the front wheels	Double steering system DUALSTEER® with 4-cylinders. Hydrostatic steering acting on front wheels and central articulation
<b>SAFETY</b>	Standard: front homologated roll-bar	
<b>CABIN (optional)</b>	Homologated with monocoque body fitted on silent-block, flashing light and fabric covered seat. Safety cell integrated in the structure, instrument panel and air ducts (car type). Air conditioning system. Versions: Standard or Compact	
<b>INSTRUMENT PANEL</b>	With digital display complete with: tachograph/rate gyro, water thermometer, warning light for oil pressure and acoustic alarm, simultaneous reading of engine r.p.m., forwarding speed and PTO rotation speed	
<b>TYRES (standard)</b>	260/70R16*300/70R20	
Optional	260/70R16*340/65R20 - 280/70-18*360/70R20 - 280/70-18*320/70R24 - 320/65R18*380/70R20 - 340/65R18*420/65R24	
<b>TOW HOOKS (standard)</b>	Rear CUNA and front	
Optional	Rear tow hook: EC approved or EC approved (Slider type) or CUNA (Slider type)	
<b>WEIGHT in order of speed</b>		
With roll-bar (kg)	2400	2400
With Standard cabin (kg)	2500	2500
With Compact cabin (kg)	2560	2580
<b>OPTIONAL</b>	Front bumper, Beacon lamp, Front weight, Weights for front wheels, Cast-iron rim flanges for rear wheels 24", Self Cleaning System, Oil filter protection kit, Muffler protection kit, Cyclone prefilter with external air intake, Steering wheel with adjustable inclination, Front plate for implements connection, Active carbon filter for cabin	



## THE SERVICES



### SPARE PARTS

A complete range of original spare parts, guaranteed directly by the manufacturer.



### ASSISTANCE

A team of specialists, well prepared and available to assure an efficient and resolving service.



### WARRANTY

A precise certainty for the customer's satisfaction: 2-year warranty included in the price.



### LUBRICANTS

We recommend to use the original PowerLube lubricants.



### FINANCIAL SERVICES

Financial solutions to meet the credit requirements.



M A D E I N I T A L Y

### BCS S.p.A.

Viale Mazzini, 161  
20081 Abbiategrasso (Milano)  
Tel. +39 02 94821  
Fax +39 02 94960800  
info@bcs-ferrari.it

[www.ferrariagri.it](http://www.ferrariagri.it)

