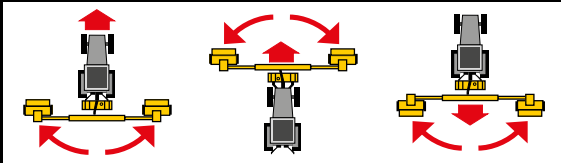



Hedge 160












 COMPATTA, PARTICOLARMENTE ADATTA PER LA MANUTENZIONE DI SIEPI.

 COMPACT MODEL, SUITABLE FOR HEDGES MAINTENANCE.


 MODÈLE COMPACT, APPROPRIÉ POUR L'ENTRETIEN DE HAIES.

 KOMPAKTES MODELL, GEEIGNET FÜR HECKEN-WARTUNG.






 MODELO COMPACTO, IDEAL PARA MANTENIMIENTO DE SETOS.

MODEL	 800	 (HP/KW) 16-12	 100	BAR MAX 70	 190	 I - II	 230°	 L / MIN 25	 L = 1500
HEDGE 160	800	16-12	100	70	190	I - II	230°	25	L = 1500



 **OPTIONAL**
L = 2000 / L = 3000



-  **BARRA POTATRICE** cm 160 max. diam. 1,5 cm
-  **PRUNING BAR**
-  **BARRE D'ÉLAGAGE**
-  **BAR ZUM AUSHOLZEN**
-  **BARRA PODADORA**

