






10.8

<http://tiny.cc/10seriesEN>**NEW**

 LIFT CAPACITY <b>2700</b> kg	 ENGINE POWER <b>72</b> hp	 SPEED <b>32/40</b> km/h	 FLOW RATE <b>95</b> l/min	 LIFT HEIGHT <b>3,21</b> m
---	---	--	--	--

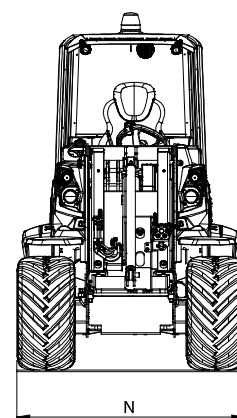
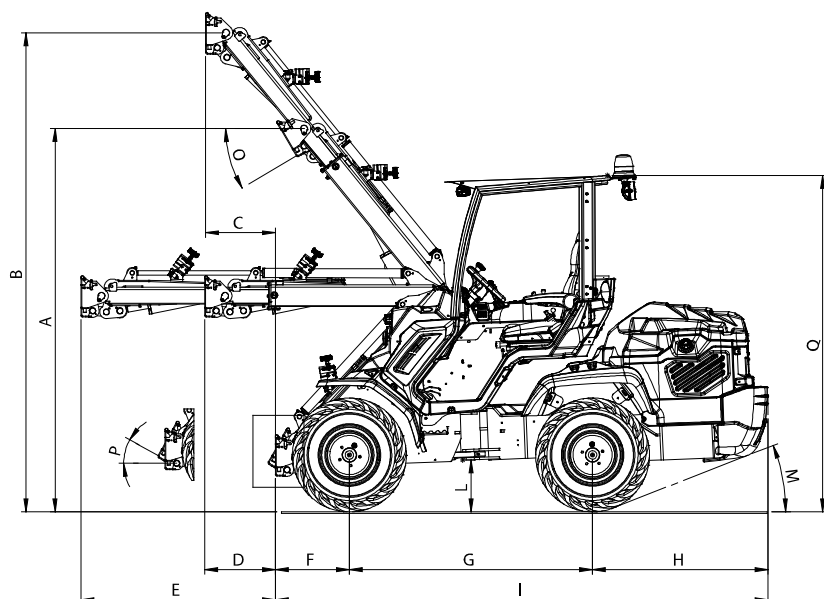
Model	10.8
Engine	Yanmar 4TNV98
Power (Iso Gross)	72 HP / 54 kW
Fuel	Diesel
Transmission	Hydrostatic
Drive speed (max.) - 2 speed	16-32 km/h (10-20 mph) 20-40 km/h (12.4-24.8 mph)
Aux. hydraulics oil flow	95 l/min (25 gal/min)
Max. lifting height	3,21 m (126.4 in)
Max lifting capacity (w/backweights)	2700 kg (5952 lbs)
Breakout force / 50 cm	2600 kg (5732 lbs)
Pushing force (c)	2650 kgf (2650 kp)
Specific ground pressure (w/standard tires)	874 kg/m <sup>2</sup> (1927 lbs/sqft)
Turning radius: inside/outside	1030/2550 mm (40.5/100.4 in)
Standard tires (Tractor profile)	31X15.50-15 (400/50-15)
Weight	2140 kg (4718 lbs)
Product Code	<b>C966000</b>
Price	<b>Get a Quote</b>

**Features**

- 4WD hydrostatic Direct Drive motors
- DBS (Dynamic Block System)
- Torque divider
- Engine power control
- Self-levelling double-H telescopic boom
- 11-functions joystick
- Multi-disk parking brake
- Radial Piston Wheel Motor
- 2 Speed
- Hydraulic oil cooler
- Hydraulic multiconnector
- ROPS-FOPS Level I
- LCD graphic display with programmed service (tachometer, hour meter, fuel gauge, maintenance light, light indicator and other 14 indicators)
- 2 front working light
- Ergonomic full adjustable suspension seat with armrests and safety belt.

Tires size	Width (N)	Height (Q)
31X15.50-15	1500 mm (59 in)	2150 mm (84.6 in)
29X12.50-15	1420 mm (55.9 in)	2100 mm (82.7 in)

## 10.8 FEATURES AND OPTIONS



**DIMENSIONS (mm / in)**

A - Pivot point height (not extended boom)	2530/99.6	I - Machine length	3380/133
B - Pivot point height (extended boom)	3210/126.4	L - Ground clearance	340/13.4
C - Outreach with lifted boom (extended boom)	460/18	M - Angle of departure (with/without backweights)	22°/28°
D - Outreach with horizontal boom (not extended)	460/18	N - Max width (with standard tires)	1500/59
E - Outreach with horizontal boom (extended)	1280/50.4	O - Dump angle	31°
F - Front length	490/19.3	P - Rollback angle	29°
G - Wheelbase	1600/63	Q - Height (with standard tires)	2150/84.6
H - Rear length	1230/48.4	Q1 - Height with A/C (with standard tires)	2350/92.5

## 10.8 FEATURES AND OPTIONS

Options	Code	Price
Floating boom valve	C883011	Get a Quote
Luxury cabin (glass) with inner clothing	C883001	Get a Quote
Heating system	C883103	Get a Quote
Plexiglass windscreen (smart cabin)	C883000	Get a Quote
Plexiglass right side (smart cabin)	C883034	Get a Quote
Plexiglass back window (smart cabin)	C883035	Get a Quote
Led Road lights "Hella"	C883010	Get a Quote
3 aux. working led light "Hella"	C883018	Get a Quote
Automatic locking plate	C883008	Get a Quote
Attachment coupling plate for rear mounting	C880031	Get a Quote
3 lines multiconnector kit, to old quick coupling	C880221	Get a Quote
Trailer coupling	C885017	Get a Quote
Additional backweights (184 kg / 406 lbs)	C880054	Get a Quote
Additional backweights (440 kg / 970 lbs)	C885025	Get a Quote
Back up alarm	C883021	Get a Quote
"Luxury" heated seat	C883006	Get a Quote
220 V engine block heater	C885250	Get a Quote
110 V engine block heater	C885255	Get a Quote
Left protection bar for operator	C883020	Get a Quote
Rear 12V electric socket	C883023	Get a Quote
Air conditioning	C883100	Get a Quote
Rear hydraulic outlets - single	C883015	Get a Quote
Rear hydraulic outlets - double	C883016	Get a Quote
Aux front hydraulic outlets	C883026	Get a Quote
Aux front and rear hydraulic outlets - double	C883027	Get a Quote
Wheel spacer 10 mm (0.2 in) (max. 1 pcs for wheel)	C880090	Get a Quote
Wheel spacer 55 mm (2.2 in), set of 4	C885010	Get a Quote
Biodegradable oil	C883032	Get a Quote
Snow chains for wheel	see page 99	Get a Quote
Driver area cover	C883019	Get a Quote