







## 8.4S

<http://tiny.cc/8seriesEN>
**NEW**

 LIFT CAPACITY <b>1600</b> kg	 ENGINE POWER <b>40</b> hp	 SPEED <b>12-23</b> km/h	 FLOW RATE <b>72</b> l/min	 LIFT HEIGHT <b>2,98</b> m
---	--	--	--	--

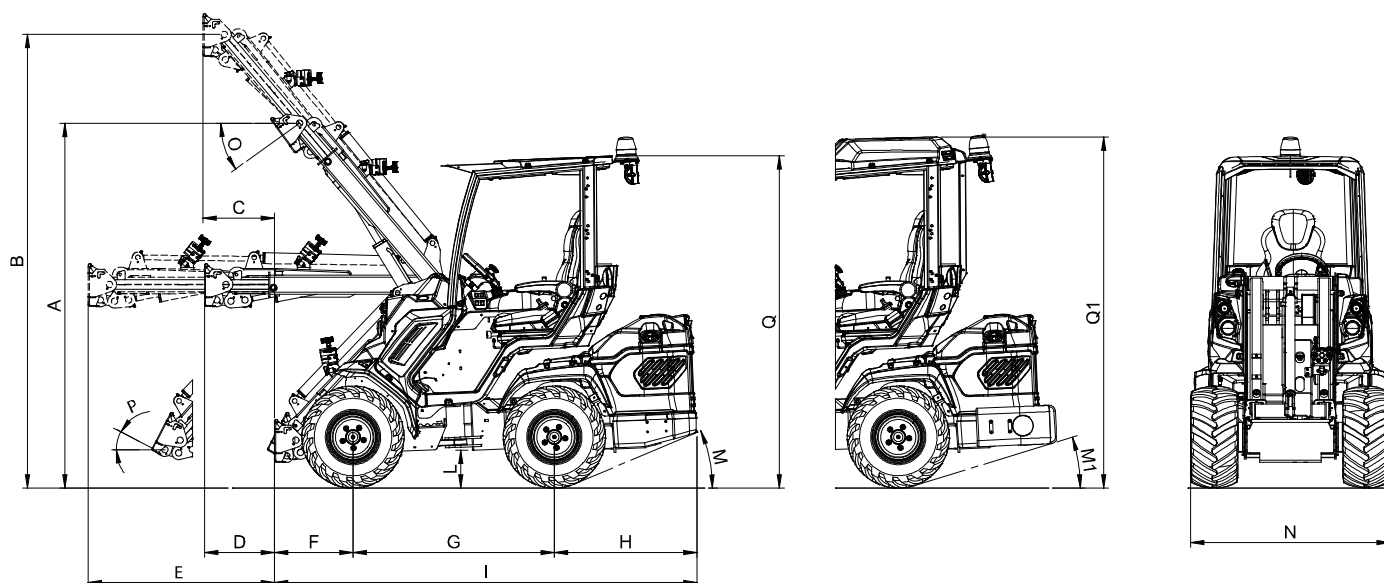
Model	8.4S
Engine	Yanmar 3TNV88
Power (Iso Gross)	40 HP / 30 kW
Fuel	Diesel
Transmission	Hydrostatic
Drive speed (max.) - 2 speed	12- 23 km/h (7.5- 14.3 mph)
Aux. hydraulics oil flow	72 l/min (19 gal/min)
Max. lifting height	2,98 m (117.3 in)
Max lifting capacity (w/backweights)	1600 kg (3527 lbs)
Breakout force / 50 cm	1700 kg (3748 lbs)
Pushing force (c)	2050 kgf (2050 kp)
Specific ground pressure (w/standard tires)	1062 kg/m <sup>2</sup> (2341 lbs/sqft)
Turning radius: inside/outside	825/2090 mm (32.5/82.3 in)
Standard tires (Tractor profile)	26X12.00-12
Weight	1740 kg (3836 lbs)
Product Code	<b>C963005</b>
Price	<b>Get a Quote</b>

**Features**

- 4WD hydrostatic Direct Drive motors
- DBS (Dynamic Block System)
- Torque divider
- Self-levelling double-H telescopic boom
- 11-functions joystick
- Multi-disk parking brake
- Integrated backweight
- Radial Piston Wheel Motor
- 2 Speed
- Hydraulic oil cooler
- Hydraulic multiconnector
- ROPS-FOPS Level I
- LCD graphic display with programmed service (tachometer, hour meter, fuel gauge, maintenance light, light indicator and other 14 indicators)
- 2 front working light
- Ergonomic full adjustable suspension seat with armrests and safety belt.

Tires size	Width (N)	Height (Q)
23X10.50-12	1130 mm (44.5 in)	2020 mm (79.5 in)
26X12.00-12	1280 mm (50.4 in)	2040 mm (80.3 in)
27X8.50-15	1070 mm (42.1 in)	2080 mm (81.9 in)
27X10.50-15	1150 mm (45.3 in)	2080 mm (81.9 in)
23X8.50-12	1070 mm (42.2 in)	2020 mm (79.5 in)

## 8.4S FEATURES AND OPTIONS



**DIMENSIONS (mm / in)**

A - Pivot point height (not extended boom)	2320 / 91.3	L - Ground clearance	240 / 9.5
B - Pivot point height (extended boom)	2980 / 117.3	M - Angle of departure	23°
C - Outreach with lifted boom	455 / 17.9	M1 - Angle of departure with backweights	17°
D - Outreach with horizontal boom (not extended)	445 / 17.5	N - Max width (with standard tires)	1280 / 50.4
E - Outreach with horizontal boom (extended)	1185 / 46.6	O - Dump angle	36°
F - Front length	500 / 19.7	P - Rollback angle	29°
G - Wheelbase	1280 / 50.4	Q - Height (with standard tires)	2040 / 80.3
H - Rear length	910 / 35.8	Q1 - Height with A/C (with standard tires)	2240 / 88.2
I - Machine length	2690 / 105.9		

## 8.4S FEATURES AND OPTIONS

Options	Code	Price
Floating boom valve	C883011	Get a Quote
Luxury cabin (glass) with inner clothing	C883001	Get a Quote
Heating system	C883802	Get a Quote
Plexiglass windscreen (smart cabin)	C883000	Get a Quote
Plexiglass right side (smart cabin)	C883034	Get a Quote
Plexiglass back window (smart cabin)	C883035	Get a Quote
Led Road lights "Hella"	C883009	Get a Quote
3 aux. working led light "Hella"	C883018	Get a Quote
Automatic locking plate	C883008	Get a Quote
Attachment coupling plate for rear mounting	C880031	Get a Quote
3 lines multiconnector kit, to old quick coupling	C880221	Get a Quote
Trailer coupling	C885014	Get a Quote
Additional backweights (184 kg / 406 lbs)	C880054	Get a Quote
Back up alarm	C883021	Get a Quote
"Luxury" heated seat	C883006	Get a Quote
220 V engine block heater	C885250	Get a Quote
110 V engine block heater	C885255	Get a Quote
Left protection bar for operator	C883020	Get a Quote
Rear 12V electric socket	C883022	Get a Quote
Air conditioning	C883800	Get a Quote
Rear hydraulic outlets - single	C883013	Get a Quote
Rear hydraulic outlets - double	C883014	Get a Quote
Aux front hydraulic outlets	C883024	Get a Quote
Aux front and rear hydraulic outlets - double	C883025	Get a Quote
Wheel spacer 10 mm (0.2 in) (max. 1 pcs for wheel)	C880090	Get a Quote
Wheel spacer 55 mm (2.2 in), set of 4	C885010	Get a Quote
Biodegradable oil	C883007	Get a Quote
Snow chains for wheel	see page 99	Get a Quote
Driver area cover	C883019	Get a Quote