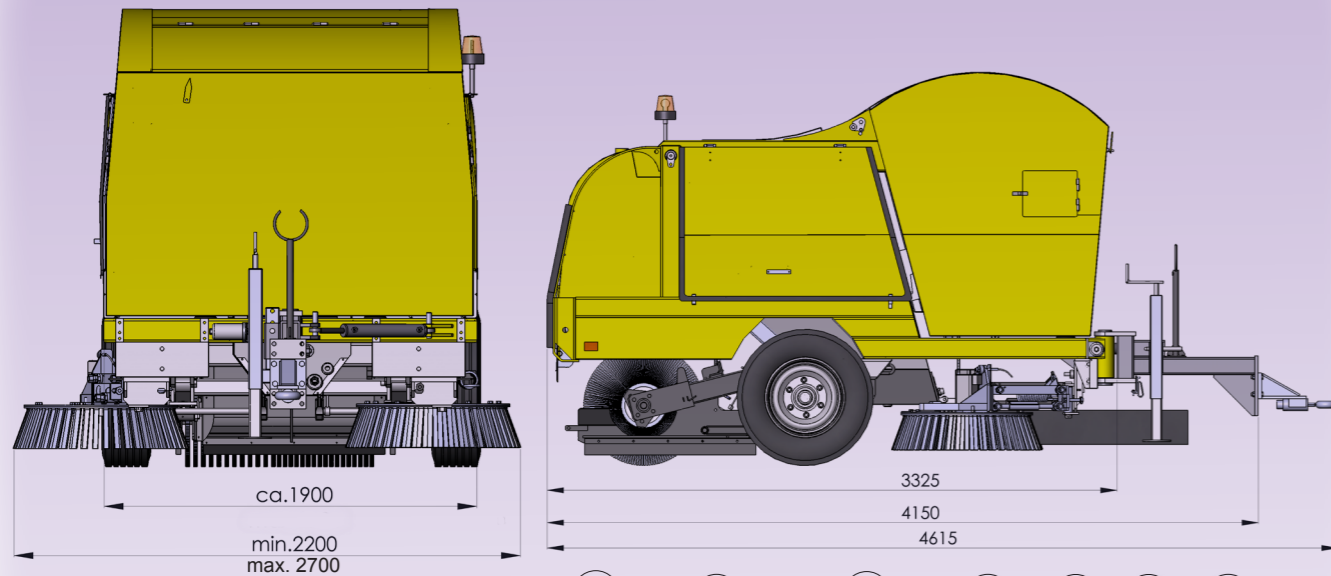

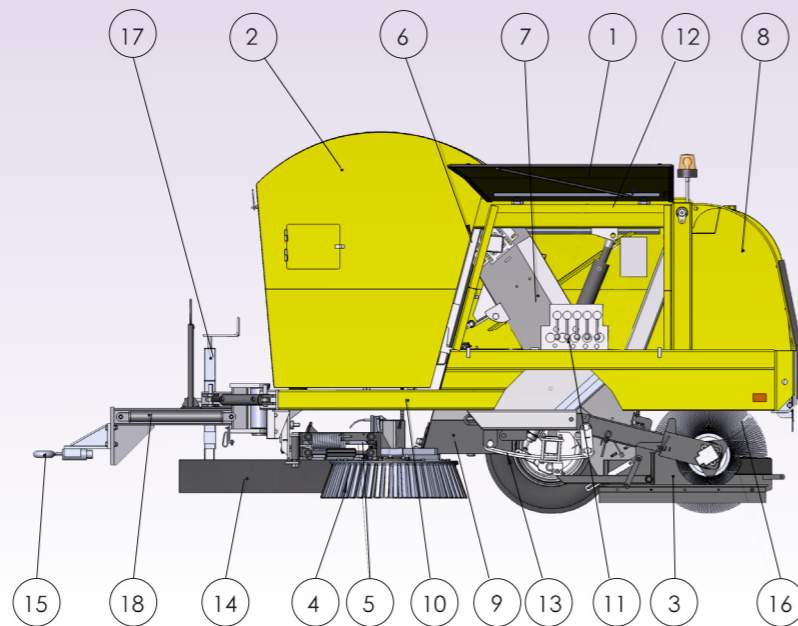


BRODD GOTHIA®



1. Side cover
2. Litter hopper
3. Collector shoe
4. Side brush
5. Side brush mounting
6. Lift cylinder - elevator lid
7. Elevator
8. Water tank
9. Hydraulic oil tank
10. Chassis frame
11. Hydraulic valve attachment
12. Lift arm - litter hopper
13. Leaf spring
14. String collector
15. Towing eyelet
16. Roller brush
17. Parking support leg
18. Towing bar



BRODD group



BRODD SWEDEN AB
 Sjöгатan 27 Telephone
 SE-591 30 MOTALA +46 141 20 89 00 info@broddsweden.com www.broddsweden.com

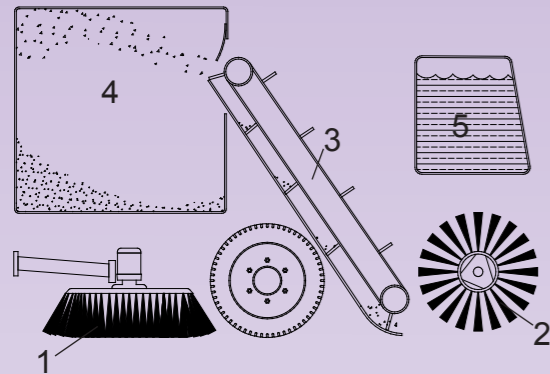
GOTHIA 16/19/20/15CH



The most innovative sweeper with the highest available sweeping capacity

BRODD GOTHIA®

The up-to-date sweeper



The elevator principle

The side brushes (1) sweep the debris into the middle of the sweeper - the wide roller brush (2) throws it up to the sturdy elevator (3) equipped with rubber belts - and transports it further up to the 3.100 litres capacity litter hopper (4). The sprinkler system (5) prevents the dust. It gets **CLEAN** - fast and efficient!



Remote control with build in hour meter shows the operation time

All sweeping operations are operated from the driver's cab. Sweeping on/off. Water pump on/off. Hopper up/down. Draw bar left/right. Sweeping width adjustment. Individual speed control of the side brushes, roller brush and elevator, etc.


Sprinkler system

High performance hydraulic driven water pump with 26 litres/min capacity. The stainless steel water tank with 1.100 litres capacity combined with spraying nozzles in front of the sweeper and in the elevator secures for an efficient dust control.




Simple and fast to couple up

Go backwards close to the sweeper and couple up the draw bar, connect the electric system for remote control and lighting, connect the gear box with the hydraulic pump to the power-take-off of the towing vehicle. In a few minutes GOTHIA is ready for sweeping.



Fashioned hydraulic system

GOTHIA is equipped with a reliable and advanced hydraulic system. All operations are easily accessible from the remote control box, which is located in the operator's cabin. All operations can also be accessible for service directly by the hydraulic valves.



2.640 mm dumping height!

GOTHIA can dump in any container or even directly onto the platform body of a truck. This feature saves you several time wasting and expensive daily transports to the discharge place.




Hydraulically adjustable sweeping width - "side shift" (option)

The sweeping width is hydraulically adjustable approximately 200 mm at each side.



Tilting angle adjustment (option)

Hydraulic tilting of right side brush from remote control box. Automatic return to normal pre-selected sweeping angle. Working lights on both side brushes.



Simple, sturdy and silent

The hopper design with high rear dump allows for easy access to all sweeping functions as elevator, hydraulic system and water pump. The side covers as well as the cover over the roller brush are opened with gas cylinders which even hold them in elevating position.



Side displacement of the draw bar (option)

GOTHIA is as option equipped with a hydraulic left/right displacement of the draw bar. It is remote controlled with joy-stick. The flexibility in curves and around e.g. poles gets even better and you can simply sweep "every corner" clean. The side brushes as well as the roller brush look after themselves without any adjustments during the full life time of the brushes. Due to the unique "BRODD-float" system (standard) they will always automatically be adjusted to have the correct pressure to the surface.

High pressure washing pump (option)

Hydraulic high pressure pump with 170 Bar capacity for selfcleaning as well as cleaning of park benches, in corners, tunnels etc. The washing unit is equipped with 13 m hose reel and high pressure gun fittings.

