



YANMAR

MINI EXCAVATOR

SV15 VT



Operating weight (canopy / cabin)

1595 / 1685 kg

Engine

3TNV70-MBVA

Digging force (short arm / long arm)

7,4 kN / 6,7 kN

Digging force (bucket)

12,9 kN

Compactness and work efficiency at your fingertips



ROBUST DESIGN

Powerful, reliable and rental tough, the SV15vr has been designed to excel in even the toughest environments. Thanks to innovative positioning of the boom cylinder, hydraulic hoses routed inside the boom and optional bucket/arm cylinder guards, operators are guaranteed class-leading protection to minimize unnecessary downtime.



STATE-OF-THE-ART ENGINE

Adopting a Stage V-compliant mechanically-controlled 3-cylinder indirect injection engine from Yanmar's globally-acclaimed TNV series, the SV15vr combines exceptional performance with low fuel consumption.



VERSATILE AND ADAPTABLE

Available with the option of either short or long digging arms and levelling blades, the SV15vr sets the standard in compact versatility. Comfortable, smooth and highly productive, its 1,685kg operating weight and variable undercarriage (980-1,170mm) guarantees comfortable stability and flexibility to suit every application.



INTUITIVE DESIGN

The adjustable armrests, travel pedals, control levers, blade & second travelling speed and auxiliary line controls of SV15vr have been designed with ease of use in mind. Their ergonomic arrangement makes the excavator comfortable, smooth, efficient and intuitive for the operator.





CLASS-LEADING SAFETY

Alongside achieving ROPS, TOPS and FOPS I certification for canopy and cabin, the SV15vr features a standard orange seatbelt, orange/green beacons and travel alarms are optional features. LED work lights provide clear visibility, while a polycarbonate front shield (canopy model) can be selected to ensure maximum operator protection.



SIMPLE TRANSPORT

With a transport weight of just 1,465kg (canopy model), the SV15vr can be easily moved from site to site, along with buckets and working tools, on a standard light trailer. Thanks to four tie-down points on track frames (standard) and four on the turning frame (optional), transport preparation time is minimized.



ULTIMATE PRODUCTIVITY

Compact, durable and dependable, the SV15vr offers ultimate productivity in a highly compact package. Clever design ensures a long service life, low fuel consumption and easy maintenance access – a very affordable total cost of ownership.

COMPACT DESIGN AND TRANSPORTABILITY

Efficient and lightweight, the SV15vr is the perfect earthmoving solution for job sites where space comes at a premium. A short turning radius at the front and rear, combined with a wide boom swing amplitude to the left, make the machine perfect for trenching and landscaping work in tight urban areas or at residential properties.

Compact dimensions and a transport weight of just 1,465kg/1,555kg (canopy/cabin) mean the SV15vr can be easily towed between work sites, along with buckets and a light work tool, on a standard 2.5 tons GVW trailer. Four tie-down points on the track frames (standard) and four on the turning frame (optional) make transport preparation simple.



DURABLE DESIGN

As with every model in the Yanmar range, the SV15vr has been designed with reliability and durability firmly in mind. The upper position of the boom cylinder, alongside hydraulic hoses routed inside the boom itself, provide truly class-leading protection.

The SV15vr comes equipped with blade cylinder protection as standard, while optional bucket and arm cylinder guards can be specified to offer even greater machine protection. Collectively, these features ensure optimum efficiency, minimal downtime and low total cost of ownership.



Extended undercarriage: 1170 mm



Retracted undercarriage : 980 mm

OUTSTANDING WORKING RANGE

Thanks to long/short arm and blade configurations, the SV15vr is highly versatile and adaptable to every application. The wide boom swing amplitude distribution further extends the working range of the excavator, ensuring ultimate efficiency and performance for the operator.

EXTENDABLE UNDERCARRIAGE

The extendable undercarriage improves flexibility and stability, the SV15vr is fully adaptable to the task in hand. Designed with shaped steel profiles and reduced clearance between sliding parts, to prevent soil build-up - yet another low maintenance design benefit.



CLASS-LEADING PERFORMANCE

Reliable and powerful, the SV15VT features a double gear pump hydraulic system, with 28 l/min and 205 bars maximum flow and pressure. The machine comes fitted with a standard auxiliary hydraulic line to power breakers or augers, delivering a flow of 29 l/min at a pressure of 120 bar.

Operators benefit from a digging force of 7.4/12.9kN (short arm/bucket), traction force of 13.3/8kN (first/second speed) and two travelling speeds – either 1.9 or 3.7km/h with a selector on the blade operation lever, providing fingertip efficiency.

A track frame layout, featuring three bottom rollers, ensures a comfortable and stable ride for the operator.






COMFORTABLE CAB

The easy-access cabin is the perfect combination of stylish design and efficient technology. With a fully-adjustable seat as standard, alongside ergonomically-designed control pedals, levers, switch boards and a state-of-the-art interface, operators are guaranteed maximum comfort and practicality.

Thanks to innovative design and clever cab arrangement, the SV15vr provides unmatched visibility of the working area, alongside the added benefit of excellent air circulation.



SAFETY CONSCIOUS

Safety is considered pivotal in the design and development of every Yanmar machine. The SV15vr is no different, featuring a whole host of safety-critical technologies to keep the operator safe on site and drive increased productivity.

Alongside 360° visibility from the operator seat, the machine features standard powerful LED work light and an orange seatbelt. Optional seatbelt sensor, additional work lights, flashing orange/green beacons, travel alarms and a polycarbonate protective shield (for the canopy) offer unbeatable operator protection.

Depending on specific job site requirements, customers can fully customize their machine. Flexibility and versatility - designed for you.



EASY MAINTENANCE

Thanks to best-in-class maintenance accessibility, operators can carry out daily checks, seamlessly. The wide engine compartment hood offers easy access to the powertrain, while the side panels and cabin floor are straightforward to dis-assemble, providing instant access to hydraulic components, the fuel/hydraulic tanks and the radiator. The battery and fuse box are located in a lockable compartment under the operator's seat, thus maximizing safety. Collectively, these design features minimize the time taken to deliver daily checks and scheduled maintenance. Efficient, simple, effective.



SMARTASSIST-REMOTE

SmartAssist Remote is Yanmar's next-generation fleet management system. Operating the latest in telematics technology, equipment location and status is reported in real time. Available as a factory-fitted option for the SV15vr, the innovative technology provides total control, allowing fleet managers to keep track of their assets remotely, via a PC or smartphone.

LIFTING CAPACITY



Tipping load, rating over front



Tipping load, rating over side 90°

Cabin, short arm																				
Blade down									Blade up											
A	Max			3 m		2,5 m		2 m		A	Max			3 m		2,5 m		2 m		
B	(A=)									B	(A=)									
3 m	-	-	-	-	-	-	-	-	-	3 m	-	-	-	-	-	-	-	-	-	-
2,5 m	2,43	225	230	-	-	-	-	-	-	2,5 m	2,43	225	225	-	-	-	-	-	-	-
2 m	2,85	230	220	-	-	200	205	-	-	2 m	2,85	225	220	-	-	200	200	-	-	
1,5 m	3,13	215	210	220	215	225	220	-	-	1,5 m	3,13	215	210	215	210	215	215	-	-	
1 m	3,13	215	215	225	225	260	260	325	325	1 m	3,13	215	215	235	235	260	260	330	330	
0,5 m	3,21	210	210	225	225	295	295	400	400	0,5 m	3,21	205	205	225	225	295	295	390	390	
0 m	3,15	190	190	215	215	295	295	410	410	0 m	3,15	200	200	215	215	290	290	405	405	
-0,5 m	3,00	175	170	-	-	275	255	370	360	-0,5 m	3,00	170	175	-	-	270	255	370	360	
-1 m	2,70	160	165	-	-	210	205	305	295	-1 m	2,70	160	165	-	-	210	205	305	295	
-1,5 m	2,22	155	160	-	-	-	-	225	215	-1 m	2,22	150	160	-	-	-	-	225	220	

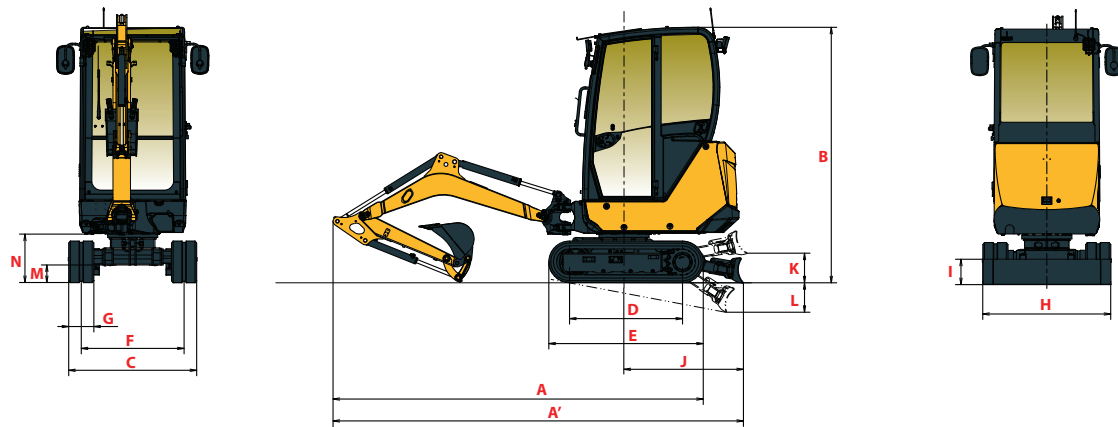
Cabin, long arm																				
Blade down									Blade up											
A	Max			3 m		2,5 m		2 m		A	Max			3 m		2,5 m		2 m		
B	(A=)									B	(A=)									
3 m	-	-	-	-	-	-	-	-	-	3 m	-	-	-	-	-	-	-	-	-	-
2,5 m	2,53	225	225	-	-	215	215	-	-	2,5 m	2,53	215	215	-	-	210	210	-	-	
2 m	2,94	220	220	-	-	175	175	-	-	2 m	2,94	225	225	-	-	175	175	-	-	
1,5 m	3,24	205	205	210	210	195	195	-	-	1,5 m	3,24	210	210	205	205	195	195	-	-	
1 m	3,34	200	200	220	220	245	245	270	270	1 m	3,34	200	200	220	220	245	245	270	270	
0,5 m	3,38	190	190	220	220	275	275	395	395	0,5 m	3,38	190	190	225	225	285	285	400	400	
0 m	3,34	185	185	230	230	305	305	420	420	0 m	3,34	180	180	225	225	310	310	430	430	
-0,5 m	3,19	165	165	190	190	285	285	400	400	-0,5 m	3,19	165	165	195	195	285	285	400	400	
-1 m	2,94	160	160	-	-	235	235	355	355	-1 m	2,94	160	160	-	-	240	240	360	360	
-1,5 m	2,46	160	160	-	-	-	-	260	260	-1 m	2,46	165	165	-	-	-	-	265	265	

Canopy, short arm																				
Blade down									Blade up											
A	Max			3 m		2,5 m		2 m		A	Max			3 m		2,5 m		2 m		
B	(A=)									B	(A=)									
3 m	-	-	-	-	-	-	-	-	-	3 m	-	-	-	-	-	-	-	-	-	-
2,5 m	2,43	225	230	-	-	-	-	-	-	2,5 m	2,43	225	225	-	-	-	-	-	-	-
2 m	2,85	230	220	-	-	200	205	-	-	2 m	2,85	225	220	-	-	200	200	-	-	
1,5 m	3,13	215	210	220	215	225	220	-	-	1,5 m	3,13	215	210	215	210	215	215	-	-	
1 m	3,13	215	215	225	225	260	260	325	325	1 m	3,13	215	215	235	235	260	260	330	330	
0,5 m	3,21	210	210	225	225	295	295	400	400	0,5 m	3,21	205	205	225	225	295	295	390	390	
0 m	3,15	190	190	215	215	295	295	410	410	0 m	3,15	200	200	215	215	290	290	405	405	
-0,5 m	3,00	175	170	-	-	275	255	370	360	-0,5 m	3,00	170	175	-	-	270	255	370	360	
-1 m	2,70	160	165	-	-	210	205	305	295	-1 m	2,70	160	165	-	-	210	205	305	295	
-1,5 m	2,22	155	160	-	-	-	-	225	215	-1 m	2,22	150	160	-	-	-	-	225	220	

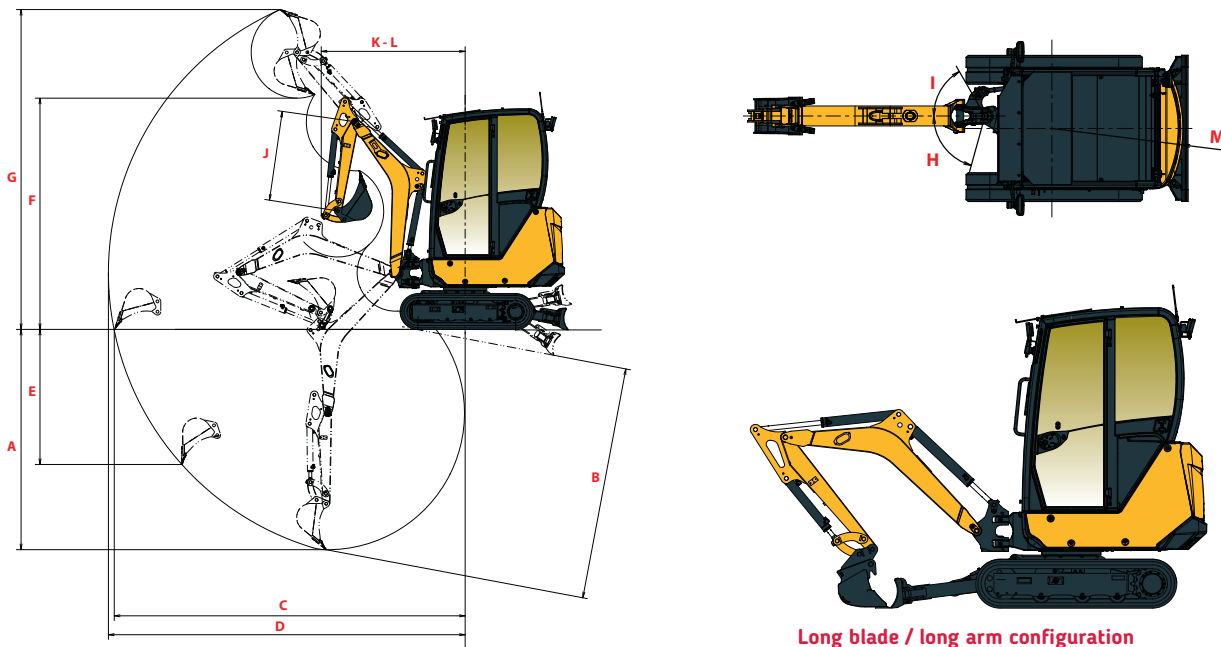
Canopy, long arm																				
Blade down									Blade up											
A	Max			3 m		2,5 m		2 m		A	Max			3 m		2,5 m		2 m		
B	(A=)									B	(A=)									
3 m	-	-	-	-	-	-	-	-	-	3 m	-	-	-	-	-	-	-	-	-	-
2,5 m	2,53	225	225	-	-	215	215	-	-	2,5 m	2,53	215	215	-	-	210	210	-	-	
2 m	2,94	220	220	-	-	175	175	-	-	2 m	2,94	225	225	-	-	175	175	-	-	
1,5 m	3,24	205	205	210	210	195	195	-	-	1,5 m	3,24	210	210	205	205	195	195	-	-	
1 m	3,34	200	200	220	220	245	245	270	270	1 m	3,34	200	200	220	220	245	245	270	270	
0,5 m	3,38	190	190	220	220	275	275	395	395	0,5 m	3,38	190	190	225	225	285	285	400	400	
0 m	3,34	185	185	230	230	305	305	420	420	0 m	3,34	180	180	225	225	310	310	430	430	
-0,5 m	3,19	165	165	190	190	285	285	400	400	-0,5 m	3,19	165	165	195	195	285	285	400	400	
-1 m	2,94	160	160	-	-	235	235	355	355	-1 m	2,94	160	160	-	-	240	240	360	360	
-1,5 m	2,46	160	160	-	-	-	-	260	260	-1 m	2,46	165	165	-	-	-	-	265	265	

[The data in this table represents the lifting capacity in accordance with ISO 10567. They do not include the weight of the bucket and correspond to 75% of the maximum static tipping load or 87% of the hydraulic lifting capacity. Data are the hydraulic limits of the lifting force.]

DIMENSIONS



A Overall length	3 385 / 3 380 mm	G Track width	230 mm
A' Overall length with blade at the back	3 750 / 3 745 mm 4 065 / 4 060 mm*	H Overall blade width	980 / 1 170 mm***
B Overall height	2 325 / 2 335 mm**	I Overall blade height	235 mm
C Overall width	980 / 1 170 mm***	J Blade distance	1 090 / 1 405 mm*
D length of track on ground	1 035 mm	K Max. blade height above the ground	270 / 400 mm*
E Undercarriage length	1 410 mm	L Max. blade depth	270 / 380 mm*
F Lane	745 / 945 mm***	M Minimum ground clearance	160 mm
		N Ground clearance under counterweight	445 mm



Long blade / long arm configuration

A Max. digging depth - Blade lifted	2 330 / 2 470 mm	G Max. cutting height	3 385 / 3 490 mm
B Max. digging depth - Blade lowered	2 465 / 2 605 mm 2 480 / 2 620 mm*	H Boom swinging base to left	75°
C Max. digging reach on ground	3 710 / 3 850 mm	I Boom swinging base to right	60°
D Max. digging reach	3 775 / 3 910 mm	J Arm length	960 / 1 100 mm
E Max. vertical wall	1 430 / 1 440 mm	K Front turning radius	1 520 / 1 545 mm
F Max. unloading height	2 445 / 2 555 mm	L Front turning radius with boom swing	865 / 870 mm
		M Rear turning radius	1 050 mm

TECHNICAL SPECIFICATIONS

[WEIGHT +/- 2% (EN-STANDARDS)]

	Canopy		Cabin	
Operating weight (Rubber tracks - with operator, quick hitch & bucket)	1595 kg	0,30 kgf/cm ²	1685 kg	0,32 kgf/cm ²
Transport weight (Rubber tracks - without quick hitch & bucket)	1465 kg	0,28 kgf/cm ²	1555 kg	0,30 kgf/cm ²

[ENGINE]

Type	3TNV70-MBVA
Regulation	Stage V
Fuel	Diesel
Net power	12,2 kW (at 2600 rpm)
Gross power	12,5 kW (at 2600 rpm)
Displacement	0,854 liter
Maximum torque	48,8 - 53,2 N.m (1800 +/- 100 rpm)
Cooling	Water-cooling
Starter	12 V - 1,4 kW
Battery	12 V - 45 Ah
Alternator	12 V - 40A

[HYDRAULIC SYSTEM]

Maximum pressure	205 bar
1 double gear pump	2 x 14,3 l/min

PTO	Measured data at max. engine speed	
	Pressure	Oil flow
1	0 - 150 bar	30 - 20 l/min

 Oil flow decreases as the pressure increases

[PERFORMANCE]

Travel speed (Low / High)	1,9 / 3,7 km/h
Rotation speed	9,4 rpm
Digging force (Short arm / Long arm)	7,4 kN / 6,7 kN
Digging force (European bucket)	12,9 kN
Traction force (1st speed / 2nd speed)	13,3 kN / 8 kN
Gradeability (climbing ability)	30°
Noise level (2000/14/CE & 2005/88/CE)	LwA : 93 dBA / LpA : 81 dBA

[UNDERCARRIAGE]

Number of slide shoe plate	1
Number of bottom rollers	3
Track tensioning system	Grease adjuster

[CAPACITIES]

Fuel tank	27 liters
Coolant	4,2 liters
Engine oil	2,8 liters
Hydraulic circuit (including hydraulic tank)	28,5 liters
Hydraulic tank	19,5 liters

[MAINTENANCE FREQUENCY]

[Change engine oil and filter: **500 hours**] [Change fuel filter: **250 hours**] [Change hydraulic oil filter: **500 hours**]
 [Change hydraulic oil: **1000 hours**] [Change hydraulic oil return filter: **500 hours**] [Change cooling fluid: **2000 hours**]

[STANDARD EQUIPMENT]

PERFORMANCE

3TNV70-MBVA Yanmar diesel engine | Stage V compliant | Indirect injection | Air filter clogging indicator | Water separator | Long arm (1 100 mm) | Extendable undercarriage (980-1 170 mm) | Leveling blade with short lifting arms (588 mm) | 1 auxiliary hydraulic line with pedal control | 2nd travel speed | 1 LED work light on the boom side.

COMFORT & EASE OF USE

Simplified operator interface | Heating system (cabin) | Fabric/skai covered, adjustable and reclining seat with low backrest | Adjustable armrests | Retractable front upper window | Right side sliding window | Transparent front roof area | 1 x 12V electric supply + 2 x 5V USB charging ports | Cup holder | Lockable document box.

SAFETY AND DURABILITY

ROPS / TOPS / FOPSI protection rating canopy & cabin | Access handrails | Orange seatbelt | Evacuation hammer | Support bracket for fire extinguisher | Boom cylinder upper position | Hydraulic hoses routed inside the boom | 4 tie down points on the undercarriage | Blade cylinder guard.

MISCELLANEOUS

Toolkit | Grease pump | Blue quick connector on battery terminal.

[OPTIONAL EQUIPMENT]

PERFORMANCE

Short arm (960 mm) | Leveling blade with long lifting arms (891 mm) | 1/2 hydraulic circuit (clamshell bucket line) | Flat face hydraulic quick couplers | 2 additional front LED work lights | 1 additional rear LED work light | 1 pluggable LED orange flashing beacon | Special paint.

COMFORT & EASE OF USE

Left and right mirrors | Large travel pedals | Radio (AM/FM) | Greasing pump bracket.

SAFETY AND DURABILITY

Bucket and arm cylinders protection | Safety valves for lifting applications | Seatbelt sensor (visual/sound warning) with or without pluggable LED green flashing beacon | Front polycarbonate operator protection shield (canopy) | 4 additional tie down points on the turning frame | Variety of anti-theft systems | Travel alarms.

MISCELLANEOUS

Smart Assist Remote | Internal/external battery cut-off removable handles (plastic/steel).

[ATTACHMENTS]

We offer a range of factory fitted attachments to maximise the versatility of your mini excavator. Yanmar offers selected mechanical and hydraulic quick couplers, digging buckets, ditch cleaning buckets, Powertilt, rippers and breakers.



YANMAR



Yanmar Compact Equipment EMEA
25, rue de la Tambourine,
52100 SAINT-DIZIER France

ycee-contact@yanmar.com

www.yanmar.com

Printed in France - Materials and specifications are subject to change from the manufacturer without notice - Please contact your local Yanmar Construction Equipment Europe dealer for further information.

GB_SV15-VT_0321